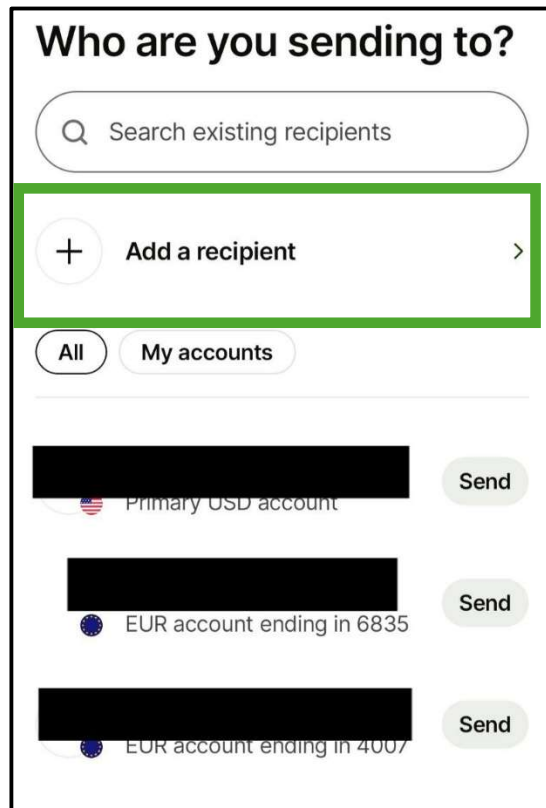
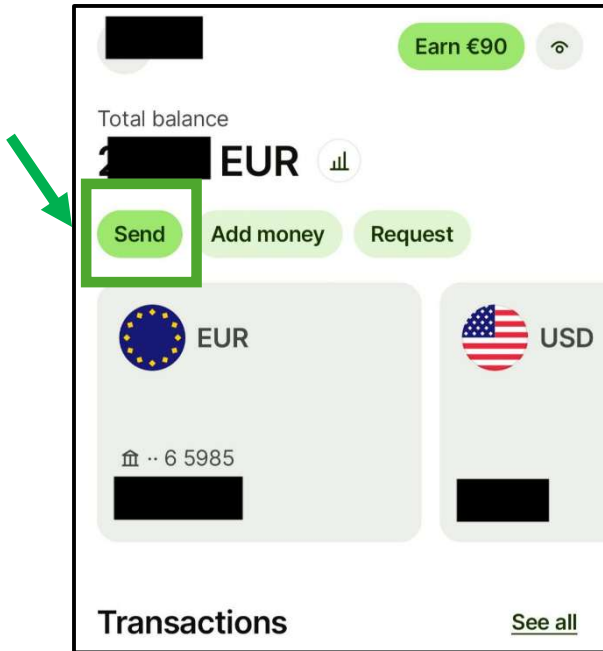
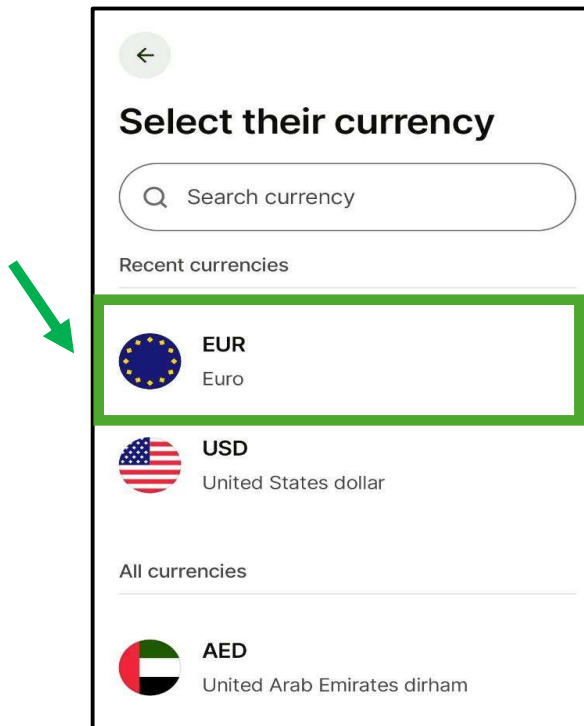


## How to pay application fee by Wise

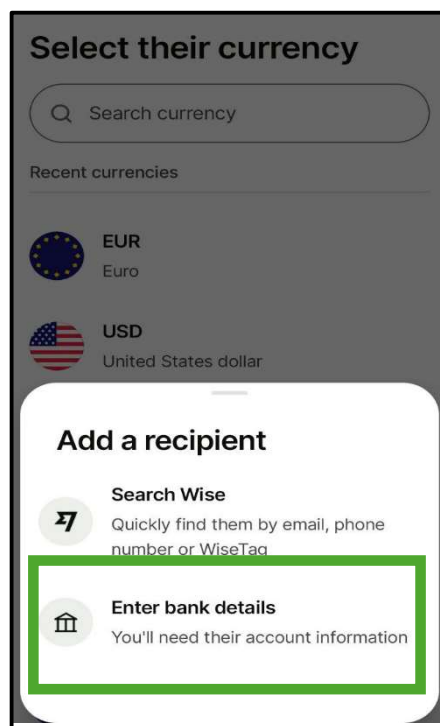
1. Open the application and click Send
2. Click „Add a recipient“.



3. Choose EUR



4. Choose "Enter bank details"



5. Fill in the form

← Enter their account details

Their email (optional)

Recipient's bank details

Inside Europe    Outside Europe

Full name of the account holder

AS SEB PANK

IBAN

Confirm

6. Choose the application fee + commission

You send exactly

EUR    **101.83**

University of Tartu gets

UT EUR    **100.00**

Paying with **Debit card**    Change

Arrives **Today - in seconds**    Schedule

Estimated fees

Included in EUR you send    1.83 EUR >

⚡ Arrives almost instantly. That's fast!

Continue

7.

Review your transfer

An amount of **exactly 100.00 EUR** is estimated to reach **University of Tartu's** account in seconds

Paying with

Debit Card    Change

Recipient details    Change

Account holder name    University of Tartu

Bank code (BIC/SWIFT)    EEUHEE2XXXX

IBAN    EE28 1010 1020 0023 4007

Email (Optional)    [Redacted]

Bank name    AS SEB PANK

Transfer details    Change

Continue to Payment

8. Fill in the reference and pay

Email (Optional)    [Redacted]

Bank name    AS SEB PANK

Transfer details    Change

You're sending exactly    101.83 EUR

Total fees (included)    1.83 EUR

University of Tartu gets    **100.00 EUR**

Reference for University of Tartu (Optional)

    16/140

We'll learn from this reference and provide suggestions for future transfers

Continue to Payment